


2 Phase Stepper Motor Driver Series

2 Phase Micro Stepper Motor Driver – DC input TD2MN · TD3MN



► Features

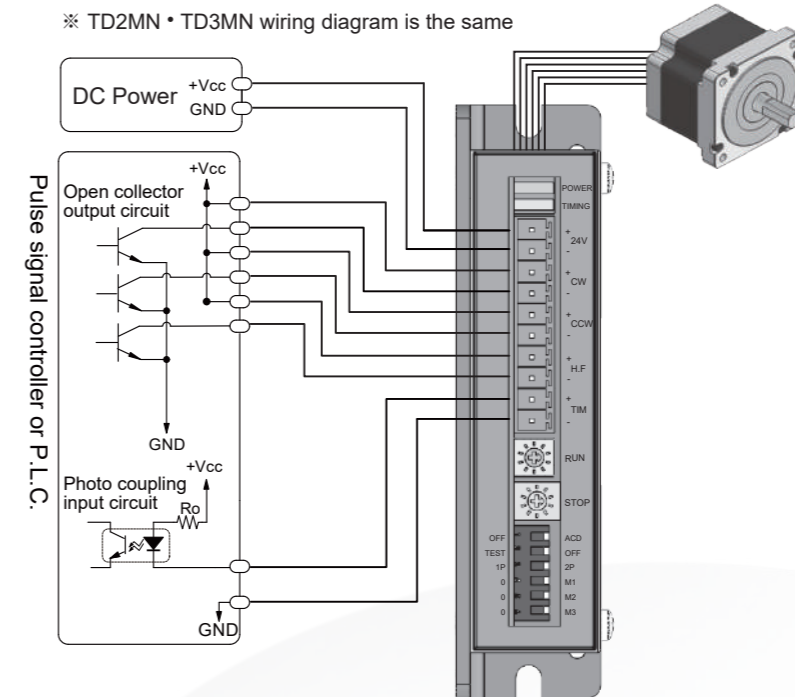
- Small size, simple operation, maximum current 3A.
- DC 24V power input, with no safety regulation issues.
- Five step angles (200, 400, 800, 1600, 3200 pulses/rotation) switching settings, low speed and low vibration make motor run more smoothly.
- Signal terminal applicable DC5~24V and does not require an external current limiting resistor.
- Equipped with reverse power connection, motor wiring phase loss, short-circuit, and phase sequence error protection functions, ensuring high safety.

► Specifications

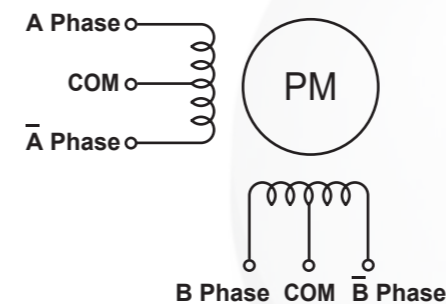
Driver Model		TD2MN	TD3MN
Power Input		DC 24~36V Min. : Above 3A	DC 24~36V Min. : Above 3.6A
Drive Current		0.23~2A/Phase	0.52~3A/Phase
Excitation Mode	Micro Step	Full step : 1.8° Half step : 0.9°	1/4 step : 0.45° 1/8 step : 0.225° 1/16 step:0.1125° (Switch Optional)
Signal Output/Input Mode		Photo coupling input interface Open collector output interface	
Input Signal	CW Pulse Input	2 Pulse mode : CW pulse signal input 1 Pulse mode : Rotation pulse signal input	
	CCW Pulse Input	2 Pulse mode : CCW pulse signal input 1 Pulse mode : Direction of rotation signal input	
	H.F Input	Holding Off Input	
Output Signal	TIMING Output	Signal is output every time the excitation sequence returns to the origin Full step : Output the signal continuously Half step : Signal is output every 2 pulses 1/4 step : Signal is output every 4 pulses 1/8 step : Signal is output every 8 pulses 1/16 step : Signal is output every 16 pulses	
Functions		• Step angle select [Full、Half (1/2)、1/4、1/8、1/16] • Pulse input mode switch(1P/2P)	• Self testing(TEST) • Automatic current down(ACD)
Protection Functions		• Reverse-voltage protection : Automatically cuts off current when the input voltage polarity is reversed. • When the motor line has phase loss/short circuit/phase sequence error, the power light flashes.	
LED Display		• POWER	• TIMING
Temperature / Humidity		0 °C ~ + 40 °C / under 85%RH	
Dimension (mm)		106.4 (L) X 80 (W) X 25.9 (H)	
Weight (g)		163	

► Wiring Diagrams

※ TD2MN · TD3MN wiring diagram is the same



■ 2 Phase motor internal wiring diagram :



■ Wiring Chart :

	TROY	SANYO DENKI	TAMAGAWA	ORIENTAL
A	Black	Orange	Black	Black
COM	Yellow	White	Yellow	Yellow
Ā	Green	Blue	Green	Green
B	Red	Red	Red	Red
COM	White	Black	White	White
B̄	Blue	Yellow	Blue	Blue

※ The different specification of SANYO 103-8□□ series has different wiring method please contact with the local seller.

► Dimensions (Unit:mm)

※ TD2MN · TD3MN dimensions is the same

