

2 PHASE STEPPER DRIVER

Tonet Network Communication

Intelligent Connect Operation Communication Mode Stepper Drive

Positioning
Mode

Speed
Mode



EASY TO GET STARTED

INDUSTRY FIRSTS

◆ Intelligent Mode ◆

Simply enter "Time" and "Pulse" to achieve the positioning speed requirement.



Communication Control

Speed mode and positioning mode can be selected; built-in pulse can be directly controlled



Save Wiring, Save Costs

One network line can achieve multi-axis control and parameter setting, saving wiring time and cost



Alarm Mechanism

Drive over temperature and motor coil abnormal output



8-Segment Position Memory

Storage of 8 segments of position, speed, direction, acceleration and deceleration time, positioning time



M.RReady Signal Output

Motor positioning completion signal output function can monitor the motor running or stopped




CW/CCW Limit Input Contacts

Protect the mechanism from crash problems

TROY

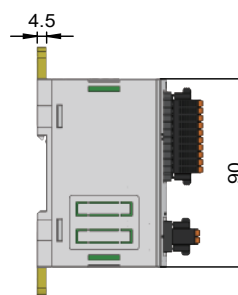
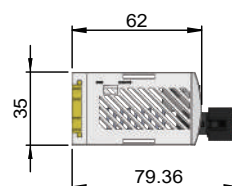
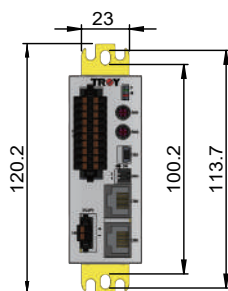

Driver Specification and Characteristics

Output Current			2A	4A
Type			SU22H-D	SU24H-D
Input Power Voltage	Rated Voltage	V	DC24±10%	DC24±10%
	Maximum Current	A	3A (72W)	6A (144W)
Excitation Method			200 / 400 / 800 / 1600 / 3200 / 6400 / 12800 / 25600 / 51200 Resolution Can Be Switched	
Signal Output / Input Method			Modbus RTU Input / Output Interface Photo Coupler Input Interface Open Collector Output Interface	
Function			<ul style="list-style-type: none"> • Modbus RTU Communication Protocol  • Built-in pulse and speed/positioning modes • Pulse number, acceleration/deceleration time, positioning time setting • 8-segment position, speed, direction, acceleration/deceleration, and positioning time can be set and selected • Run/stop current, resolution 1~256 divisions can be adjusted • Holding Off • Actual command position output, positioning completion ready output, RPM output • Coil abnormal output, over temperature output 	
Protection Level	Dustproof/Waterproof	IP20		
Protection Mechanism	Power Input	Power Input Reverse Connection Protection		

Communication Specification

Electrical Features	Compliant With Communication Standard - EIA-485
Transmission Mode	Synchronous Half-Duplex
Communication Parameters	【Communication Speed】 9600, 14400, 19200, 28800, 38400, 57600, 115200 bps (Factory Default: 19200 bps) 【Data Bit】 8 Bits 【Stop Bit】 1 Bit 【Parity check】 None
Communication Protocol	Modbus RTU
Connection Range	Number Of Connected Units:247 Machine Number:[01~F7] (Theoretical Value) <small>*The actual number of available connections varies depending on the total distance to the workplace, the environmental conditions, etc. (recommended <50m).</small>
Connected Object	Connect PC, PLC, HMI, etc. with RS-485 communication interface to the host controller
Connector Specifications	RJ45 Plug (FCC Part 68, IEC 60603-7, EIA/TIA 568B.2-1) 24AWG twisted pair cable recommended for CAT-5e/CAT-6 specification (commercially available)

Dimensions



Unit : mm
Net Weight : 134g



TROY ENTERPRISE COMPANY LTD.
4F., 38, Wugong 5th Rd., Wugu Dist., New Taipei City 248020, Taiwan.

Tel : +886-2-2299-9839
Fax : +886-2-2299-3129
E-mail : sales@troy.com.tw

www.troy.com.tw

2022.08.0K

Copyright © 2022. TROY ENTERPRISE CO., LTD. All Right Reserved.